

## Technical Note

(tcpgps\_android\_en\_v10\_001\_license)

# License request for TcpGPS Android

### Update Date

25/06/2019

### Requirements

#### Hardware:

Device with **Android 4.0.3+**

#### Software:

**TcpGPS v1.3.0+** for Android

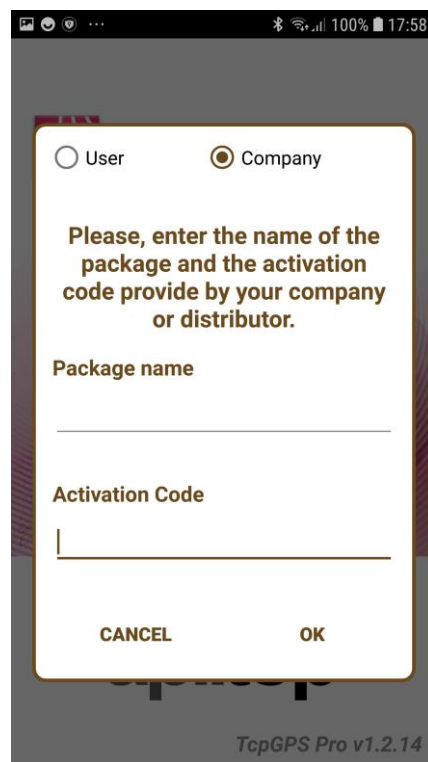
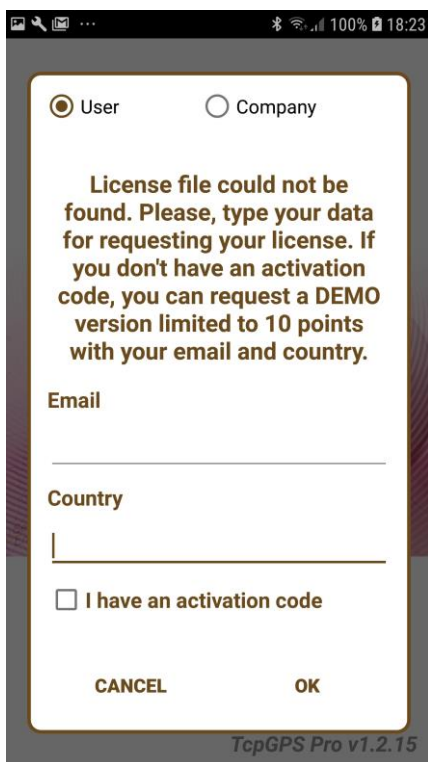
### Objetive

Request of demo and full license for TcpGPS Android .

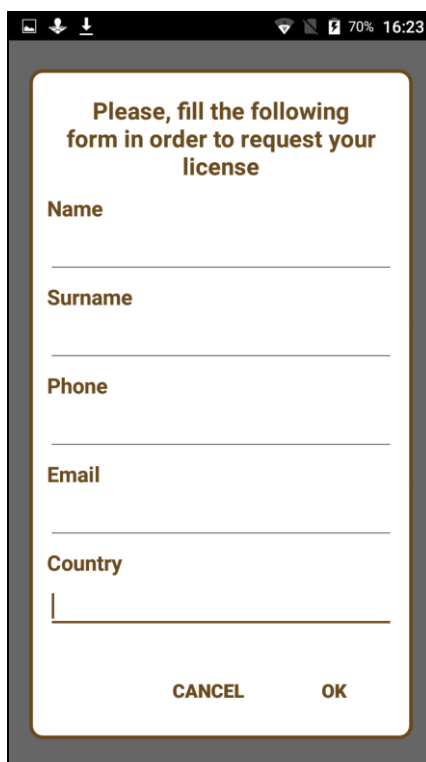
### Details

For requesting a demo license of **TcpGPS Android** it is only needed to fill the form that appears after starting the application asking for your **email** and **country**.

In addition, if you already have an **activation code**, you can type in the field displayed when check the *I have an activation code* mark. This will request a full license for you. If your activation code belongs to a set of codes of a company, choose the option **Company** on top of the dialog and you will only have to write the **package name** and the **activation code**.




If you have a *demo license* and you want to purchase the *full* one, you only have to click on the **Purchase License** button located in the initial dialog that appears reporting the number of days left of your demo, and a form for requesting an activation code will be displayed.



After filling the form, click **OK** and an email will be sent to Aplitop, requesting an activation code. One of our assistants will contact you via email with the steps for completing your request.

If you have in your device a demo license installed, you can then request a full license using your activation code in **Application > About us** then pressing **Activation code**. A dialog will be displayed allowing to introduce your code (for users and companies).



Once you have introduced the activation code, the application will request your final license to server and it will be automatically installed.